

Arkansas Division of Higher Education

Annual College Going Rate Report Academic Year 2022-2023



Research & Analytics

December 2023

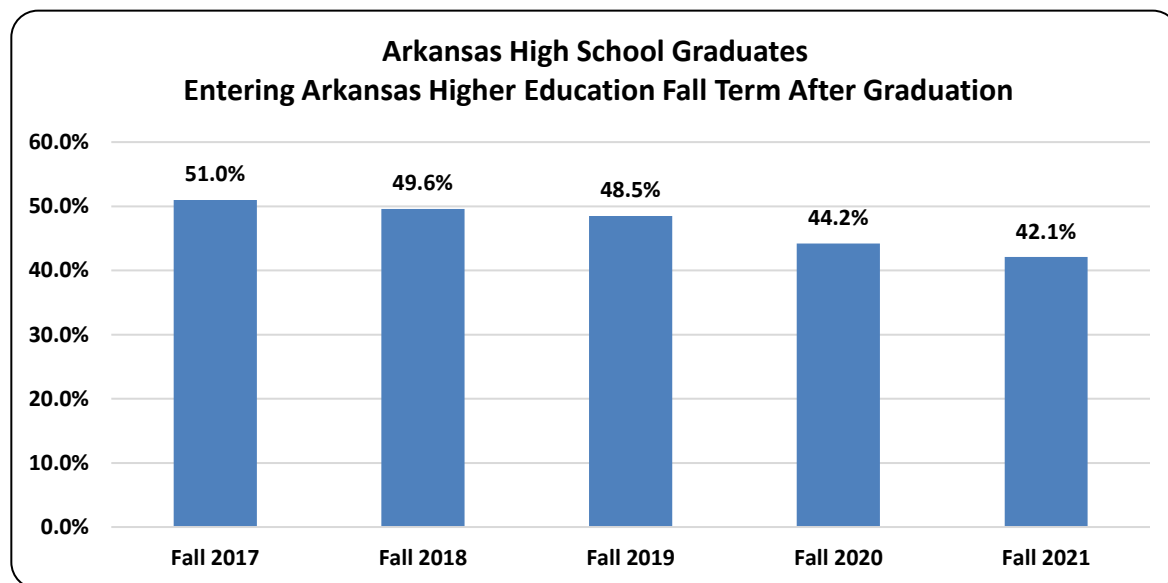
Arkansas Division of Higher Education
101 E. Capitol Ave., Suite 300 Little Rock, AR 72201

**ANNUAL REPORT OF
ARKANSAS PUBLIC HIGH SCHOOL GRADUATES
ENROLLING IN ARKANSAS PUBLIC OR PRIVATE
INSTITUTIONS OF HIGHER EDUCATION**

The college-going rate measures the proportion of students enrolling in postsecondary education in the fall semester after finishing high school. The percentage, therefore, reflects the accessibility of higher education as well as students' assessment of the value of attending college when compared to working, entering the military, or following other pursuits.

This report is a collaboration between the Division of Elementary and Secondary Education (DESE) and the Division of Higher Education (ADHE) of the Arkansas Department of Education. ADHE received 2021 public high school graduate data from DESE and combined it with fall 2021 data submitted to ADHE from all Arkansas public and private institutions. The College-Going Rate calculations include only students graduating from an Arkansas Public High School or Public Charter High School.

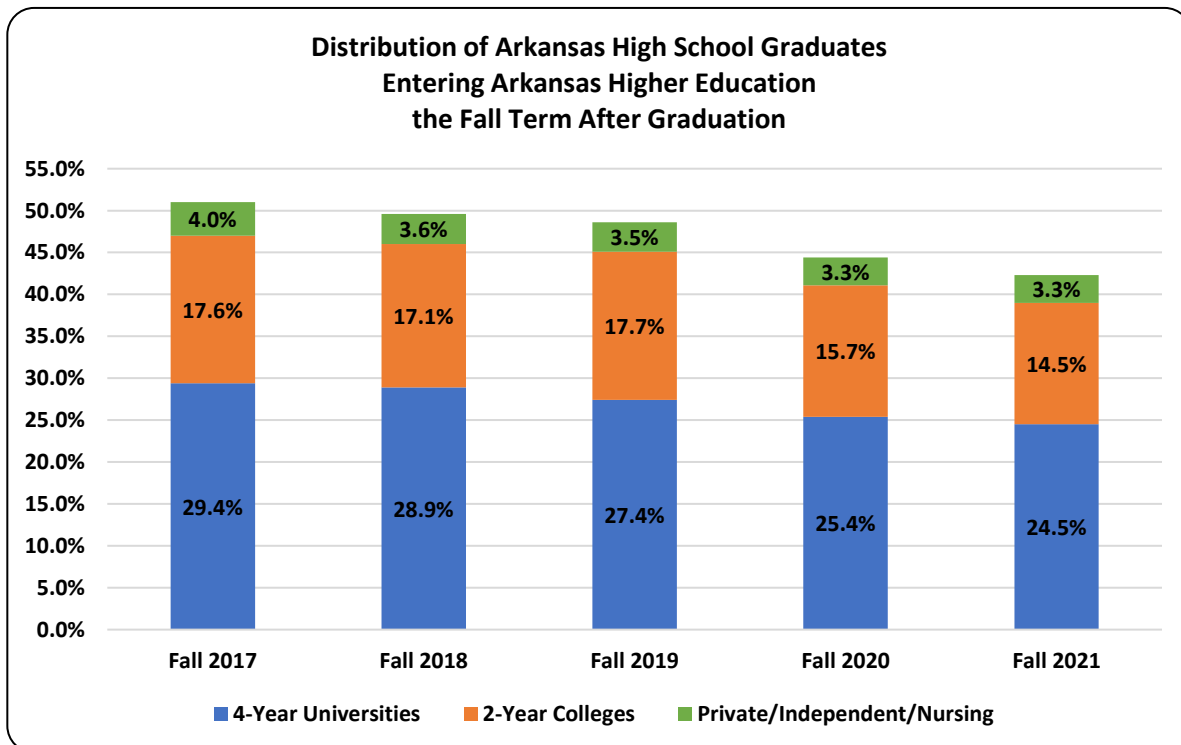
Of the 32,167 public high school students graduating from an Arkansas public high school in 2021, 13,536 enrolled at an Arkansas public or private/independent institution in fall 2021 immediately following their high school graduation. This represents a College-Going Rate of 42.1%, which is a 2.1% decrease from the previous year of 44.2%. This decline reflects the impact the Covid-19 pandemic had on students entering higher education immediately following their high school graduation.



The table below provides the actual number of Arkansas public high school graduates along with the total number of students entering Arkansas public and private higher education. The CGR column represents the college-going rate for that year. Our college-going rate has been on a steady decline for the past five years.

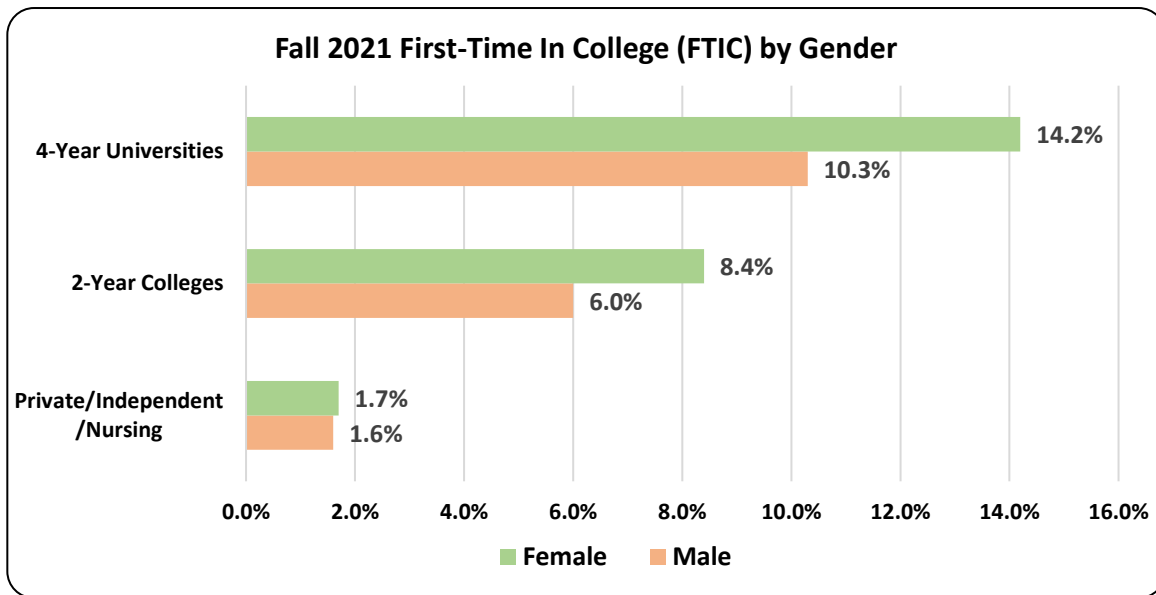
Term	Public HS Graduates	Those Entering College	CGR
Fall 2017	31,263	15,953	51.0%
Fall 2018	31,817	15,774	49.6%
Fall 2019	32,286	15,666	48.5%
Fall 2020	32,949	14,567	44.2%
Fall 2021	32,167	13,536	42.1%

Over five years, the share of students who did enroll in college at 4-year universities decreased from 29.4% in fall 2017 to 24.5% in fall 2021. The share of enrolled students at 2-year colleges was 17.6% in fall 2017 and 14.5% in fall 2021. The share of students attending our private/independent institutions declined from 4.0% in fall 2017 to 3.3% in fall 2021.

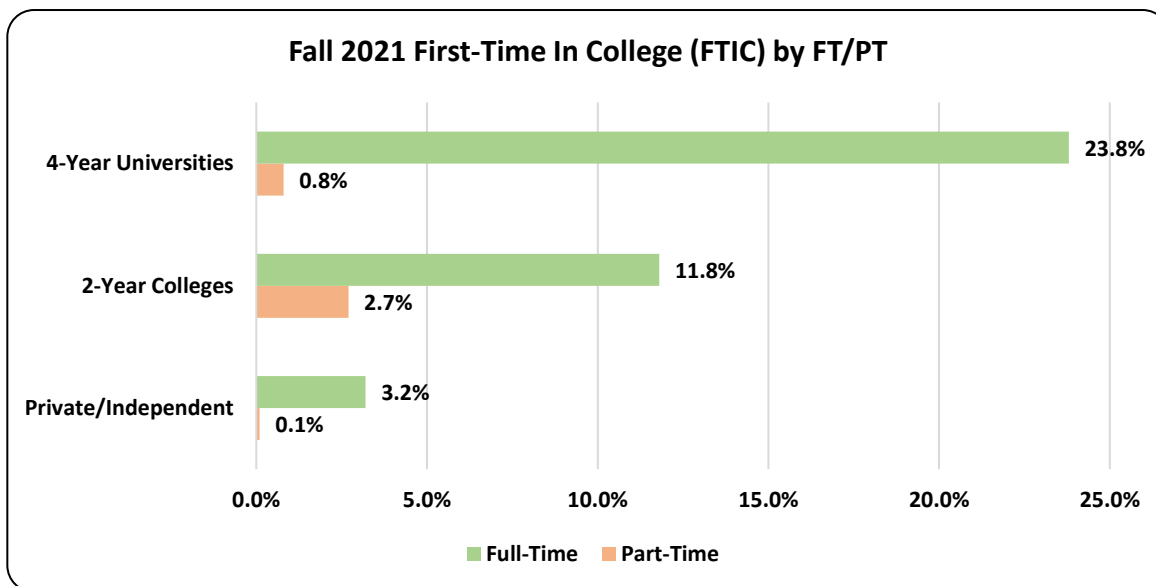


The following charts provide demographic information for the Spring 2021 High School Graduate cohort who entered Arkansas Public and Private/Independent institutions in Arkansas in the fall 2021 semester.

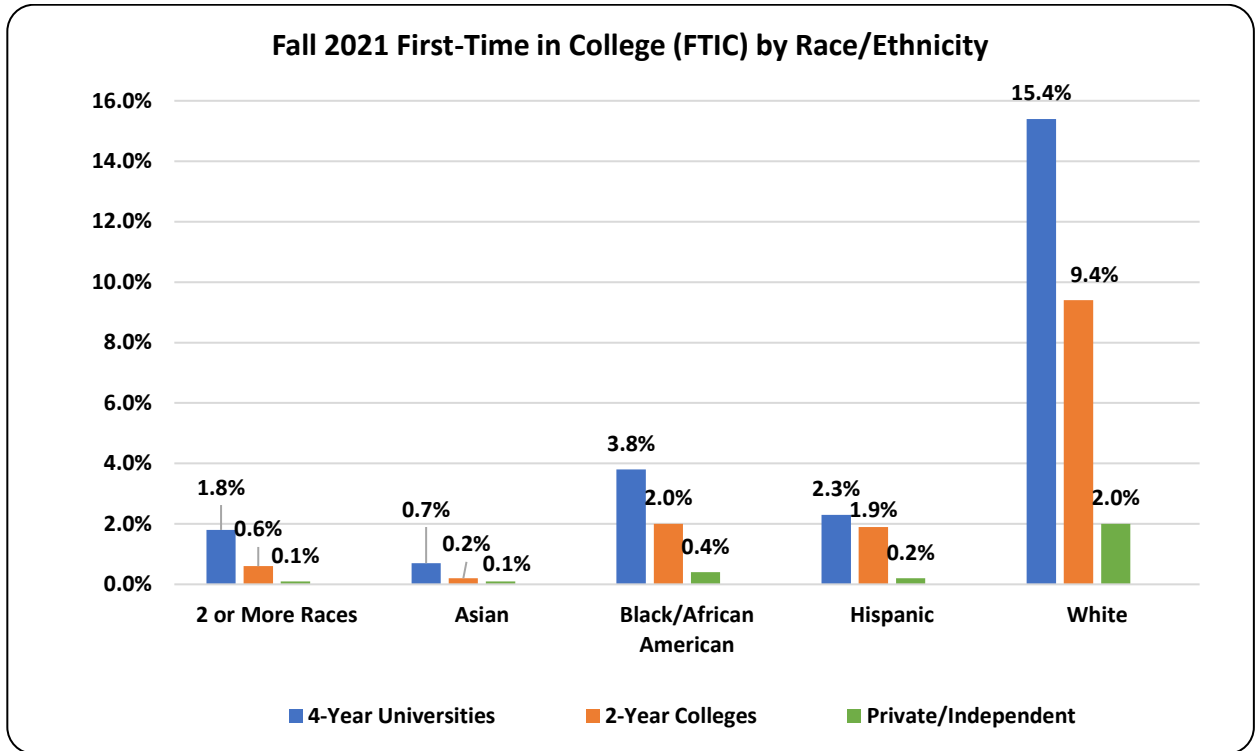
Gender: As shown below, of the Spring 2021 High School Graduate cohort, females go to college at higher rates than males, which is consistent with prior years.



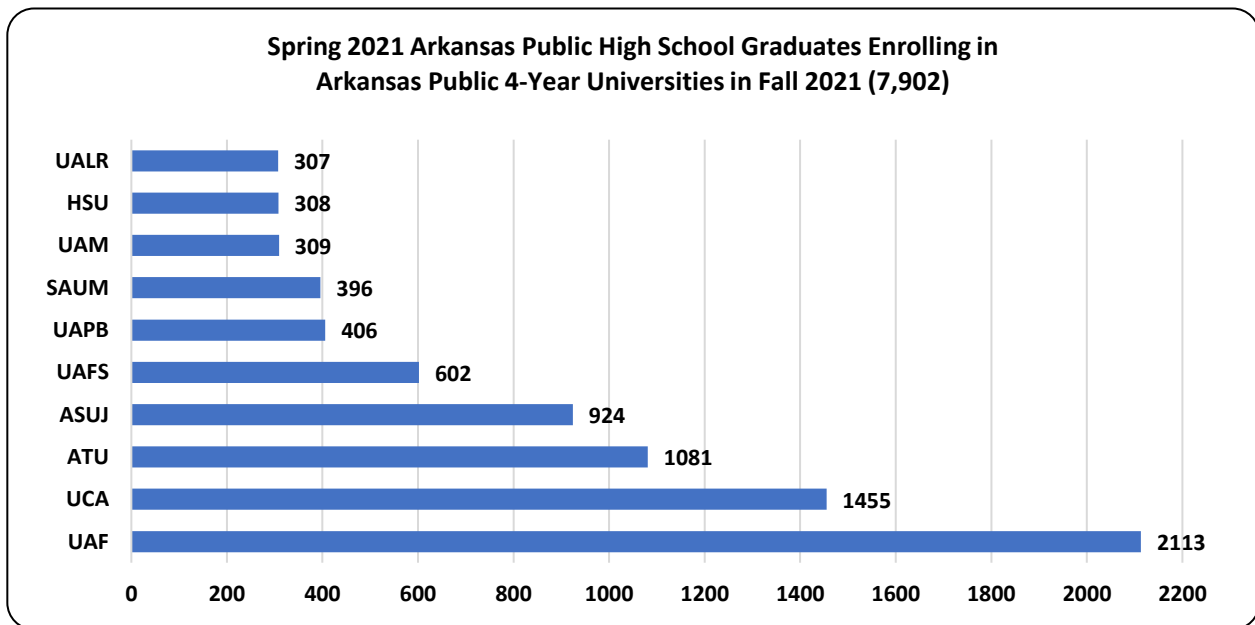
Attendance Status: Only 3.6% of students entering college immediately after high school enrolled part-time. This is typical for students enrolling in higher education the semester after graduating high school.



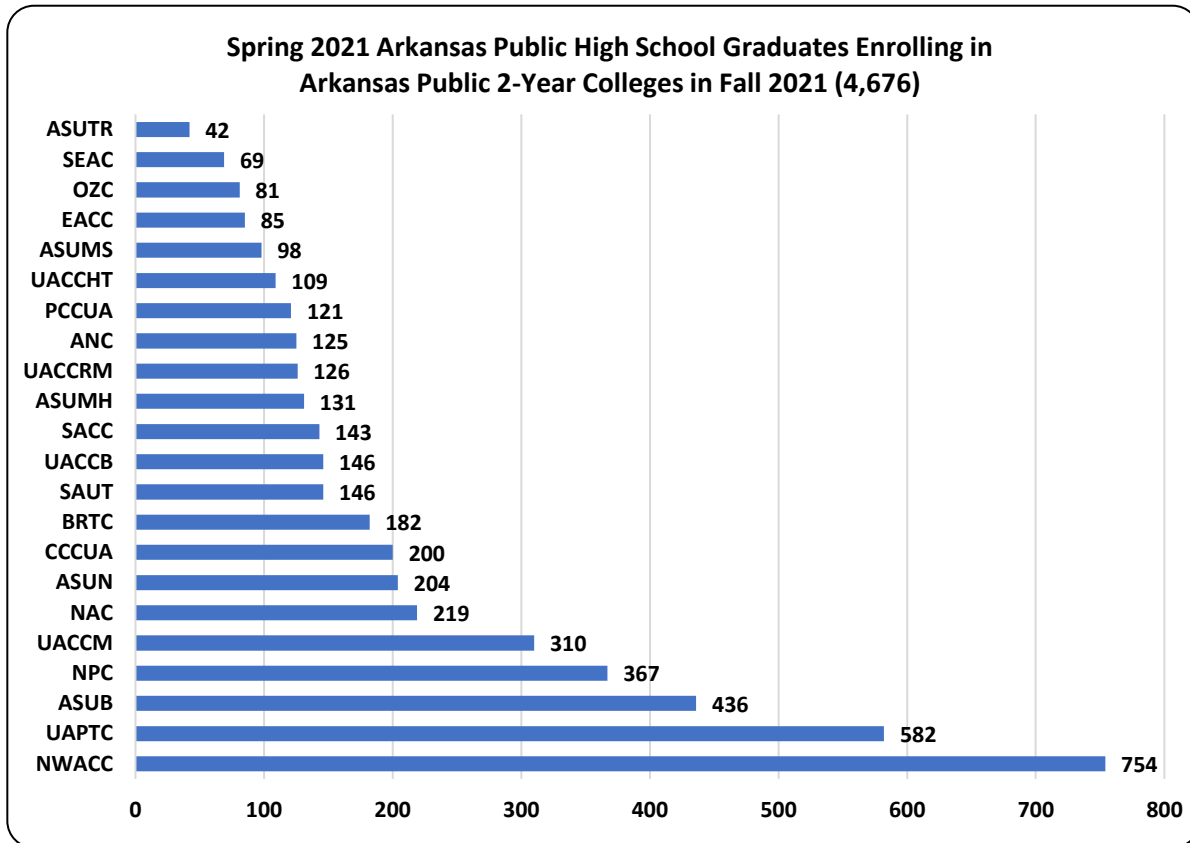
Race/Ethnicity: The race/ethnicity percentages below represent the proportion of the students who entered an Arkansas Higher Education college or university.



The table below shows the number of spring 2021 public high school graduates entering their 4-year university of choice for the fall 2021 term. The UAF enrolled over 2,000 students, followed by UCA, ATU, and ASUJ.



The top three 2-year colleges were NWACC, UAPTC and ASUB.



The following data represents the first time in college students entering our private and independent institutions in fall 2021. The top three private/independent institutions were OBU, HU, and WBU.

